STANDARDS TEST FIXTURE

Metal-to-Metal Adhesive Cleavage Fixture

Cleavage strength fixture for metal-to-metal adhesive bonds to ASTM D1062



OVERVIEW

Fixture for testing the cleavage strength of metal-to-metal adhesive bonds according to ASTM D1062. A pair of carriers holds interchangeable inserts carrying the bonded block specimen, and the testing machine pulls the joint apart at one edge, producing a cleavage load. Nickel-plated steel, rated to 10 kN and usable from 0 to +150 °C; a 35 kN version is available.

KEY FEATURES

- Carrier and insert design per ASTM D1062
- Interchangeable inserts for 25 × 25 mm test surface
- Nickel-plated steel, rated to 10 kN
- Temperature range 0 to +150 °C for elevated-temperature tests
- Heavy-duty 35 kN version with Ø 31.8 mm coupling
- Inserts available singly or in packs of 10 pairs

TECHNICAL SPECIFICATIONS

Max. load	10 kN (35 kN version available)
Test type	Cleavage, tension
Test surface	25 × 25 mm
Material	Steel, nickel-plated
Coupling	Female clevis Ø 15.9 mm (5/8 in) or Ø 20 mm; others via adapter
Temperature range	0 to +150 °C; others on request
Scope of supply	1 pair of carriers without inserts

AVAILABLE VERSIONS

10 kN carriers	1 pair, without inserts, clevis Ø 15.9 or 20 mm
35 kN carriers	1 pair, without inserts, female clevis Ø 31.8 mm (1-1/4 in) pin
Inserts 25 × 25 mm	1 pair
Inserts 25 × 25 mm	10 pairs

APPLICATIONS

- Structural metal adhesives
- Aerospace bonding qualification
- Automotive bonded joints
- Adhesive formulation R&D

STANDARDS ASTM D1062

Ordering & customization: Specify load capacity (10 kN or 35 kN), machine coupling and number of insert pairs.

Dimensional drawings
See page 2. Certified drawings and 3D models available on request.

Specifications are typical and may vary by configuration; confirm at time of quote. Custom versions, couplings and adapters available on request. Part ref. UGC-ST-700

UGC-ST-700

Metal-to-Metal Adhesive Cleavage Fixture

DIMENSIONAL DRAWINGS

FIG. 1

Max. load:	10 kN
Coupling:	Further couplings on request
Material:	Steel, nickel-plated
Temperature range:	0 ... +150°C Further temperature ranges on request
Scope of delivery:	1 pair of carriers without inserts
Additional inserts:	25x25 mm 1 pair of inserts



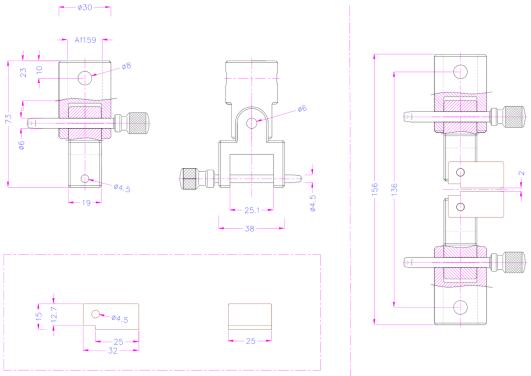

FIG. 2

Max. load:	10 kN
Coupling:	Further couplings on request
Material:	Steel, nickel-plated
Temperature range:	0 ... +150°C Further temperature ranges on request
Scope of delivery:	1 pair of carriers without inserts
Additional inserts:	30x30 mm 1 pair of inserts



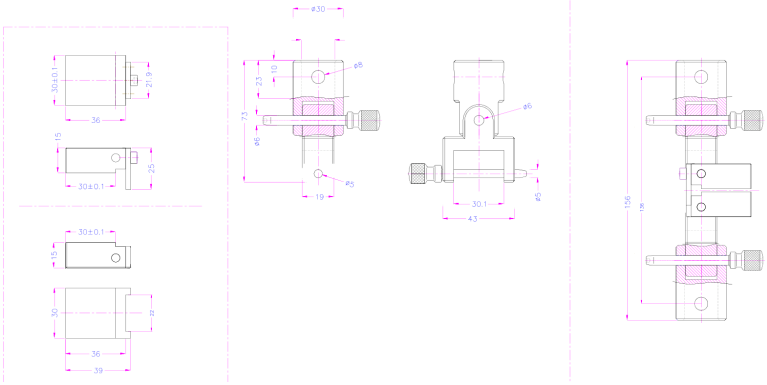

Dimensions in mm. Drawings are representative of the product family and may show optional versions or accessories; dimensions are for reference only and may change without notice. Certified dimensional drawings and 3D models are available on request.