STANDARDS TEST FIXTURE

Coefficient of Friction Fixture ISO 8295

Coefficient of friction fixture for films and sheeting to ISO 8295, ASTM D1894 and TAPPI T549

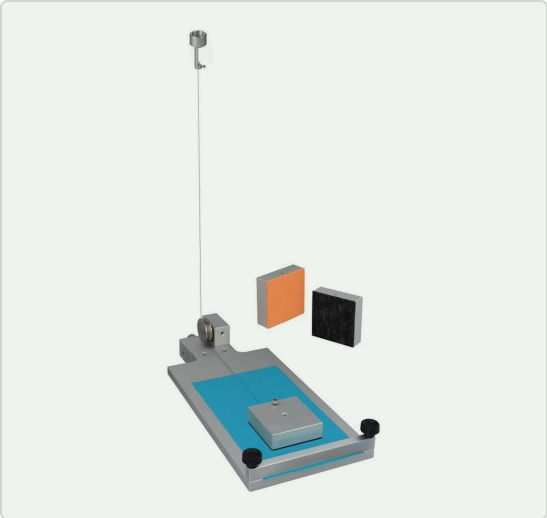

OVERVIEW

Coefficient of friction test fixture for plastic films, sheeting, paper and similar materials according to ISO 8295, ASTM D1894, TAPPI T549 and DIN 53375. A weighted sled is pulled across a horizontal specimen plate by a cord running over a low-friction ball-bearing pulley, and the testing machine measures static and kinetic friction forces.

KEY FEATURES

- Covers ISO 8295, ASTM D1894, TAPPI T549 and DIN 53375
- Ball-bearing pulley converts vertical crosshead travel to horizontal sled motion
- 200 g sleds covered with felt or cellular rubber
- Plates 270, 470 or 570 mm long, 150 mm wide
- Folding magnet sled holds thin films and paper securely
- Height-adjustable pulley available as an optional accessory

TECHNICAL SPECIFICATIONS

Max. load	500 N
Test type	Static and kinetic coefficient of friction
Standards	ISO 8295, ASTM D1894, TAPPI T549, DIN 53375
Plate size	270 × 150, 470 × 150 or 570 × 150 mm
Sled	200 g, felt- or cellular-rubber-covered
Pulley	Ball-bearing, low friction
ASTM D1894 plate	Tempered glass, 360 × 170 mm

AVAILABLE VERSIONS

ISO 8295 version	Felt sled, 200 g, with reinforcement plate
ASTM D1894 / TAPPI T549 version	Cellular rubber sled, 200 g
DIN 53375 version	Felt sled, 200 g
Long plate versions	470 × 150 mm or 570 × 150 mm plate
Folding magnet sled	200 g, or 100 g light version for low-friction samples
Height-adjustable pulley	Accessory for adjusting cord height

APPLICATIONS

- Packaging film producers
- Paper and board converters
- Label and laminate testing
- Plastics laboratories

STANDARDS ISO 8295, ASTM D1894, TAPPI T549, DIN 53375

Ordering & customization: Specify the standard, plate length and sled type, and the machine coupling.

Dimensional drawings
See page 2. Certified drawings and 3D models available on request.

Specifications are typical and may vary by configuration; confirm at time of quote. Custom versions, couplings and adapters available on request. Part ref. UGC-ST-580

Coefficient of Friction Fixture ISO 8295

DIMENSIONAL DRAWINGS

FIG. 1

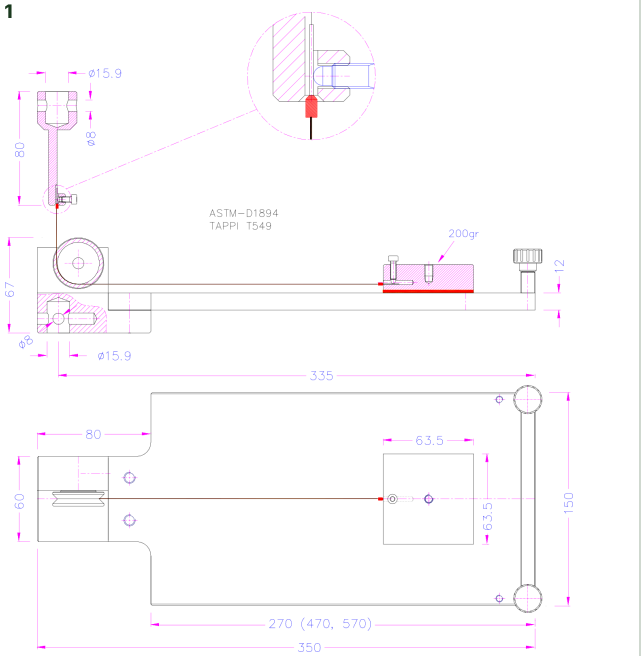

FIG. 2

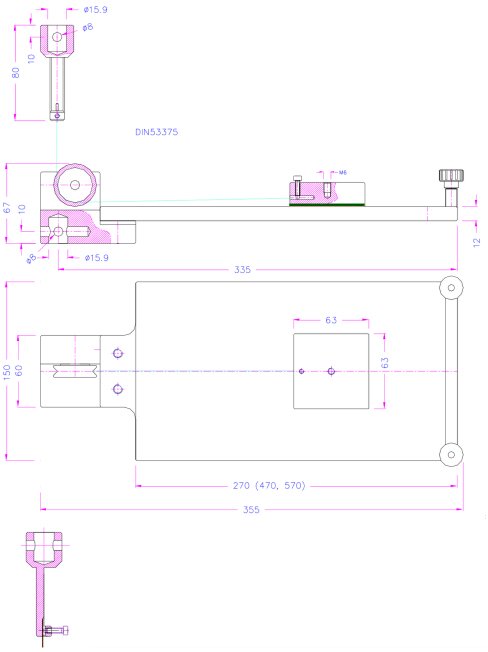

FIG. 3

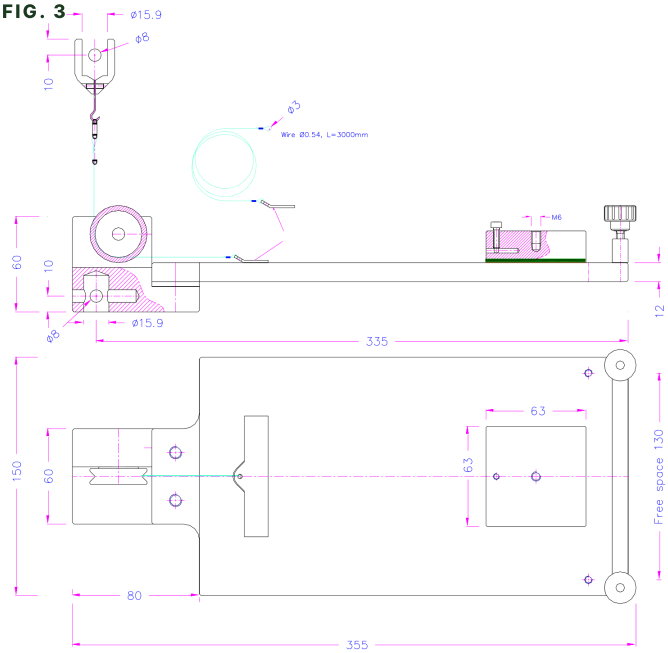

FIG. 4

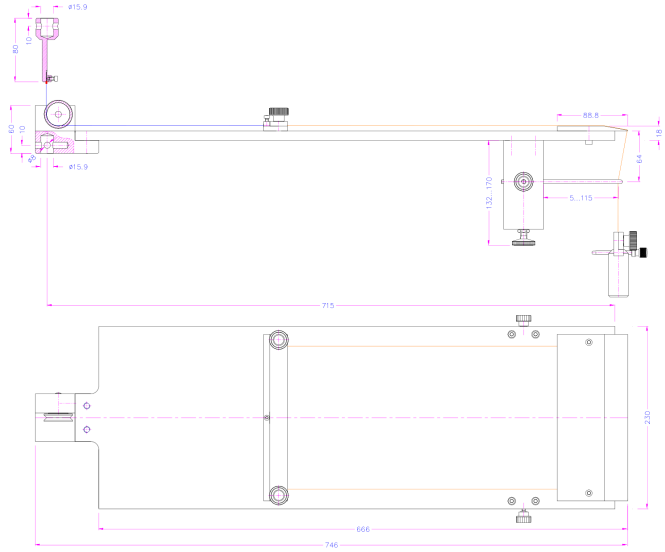

Dimensions in mm. Drawings are representative of the product family and may show optional versions or accessories; dimensions are for reference only and may change without notice. Certified dimensional drawings and 3D models are available on request.