STANDARDS TEST FIXTURE

Fabric Bending Stiffness Fixture

Cantilever bending stiffness tester for nonwovens and textile fabrics



OVERVIEW

Fixture for determining the bending stiffness of fabrics by the cantilever method, for example needle-punched nonwovens. A fabric strip is advanced over the edge of a horizontal platform and bends under its own weight; the overhang length at a defined deflection gives the bending length and flexural rigidity. Anodized aluminum frame with adjustable sample opening of 2–12 mm.

KEY FEATURES

- Cantilever principle: specimen bends under its own weight
- Adjustable sample opening from 2 to 12 mm
- Accommodates thick needle-punched nonwovens and felts
- Anodized aluminum construction, 700 × 200 × 336 mm
- Follows DIN 53362, EN ISO 9073-7, ASTM D1388 and ASTM D5732
- Bench-top use, no load cell required

TECHNICAL SPECIFICATIONS

Test type	Bending stiffness, cantilever method
Bending force	Gravity (specimen self-weight)
Sample opening	2–12 mm, adjustable
Dimensions	700 × 200 × 336 mm (L x W x H)
Material	Aluminum, anodized
Max. load	Not applicable
Coupling	Not required (bench-top)

APPLICATIONS

- Needle-punched nonwovens
- Woven and knitted fabrics
- Geotextile fabrics
- Technical textiles R&D

STANDARDS DIN 53362, EN ISO 9073-7, ASTM D1388, ASTM D5732

Ordering & customization: Specify specimen thickness range and the standard to be followed.

Dimensional drawings
See page 2. Certified drawings and 3D models available on request.

Specifications are typical and may vary by configuration; confirm at time of quote. Custom versions, couplings and adapters available on request. Part ref. UGC-ST-690

UGC-ST-690

Fabric Bending Stiffness Fixture

DIMENSIONAL DRAWINGS

FIG. 1

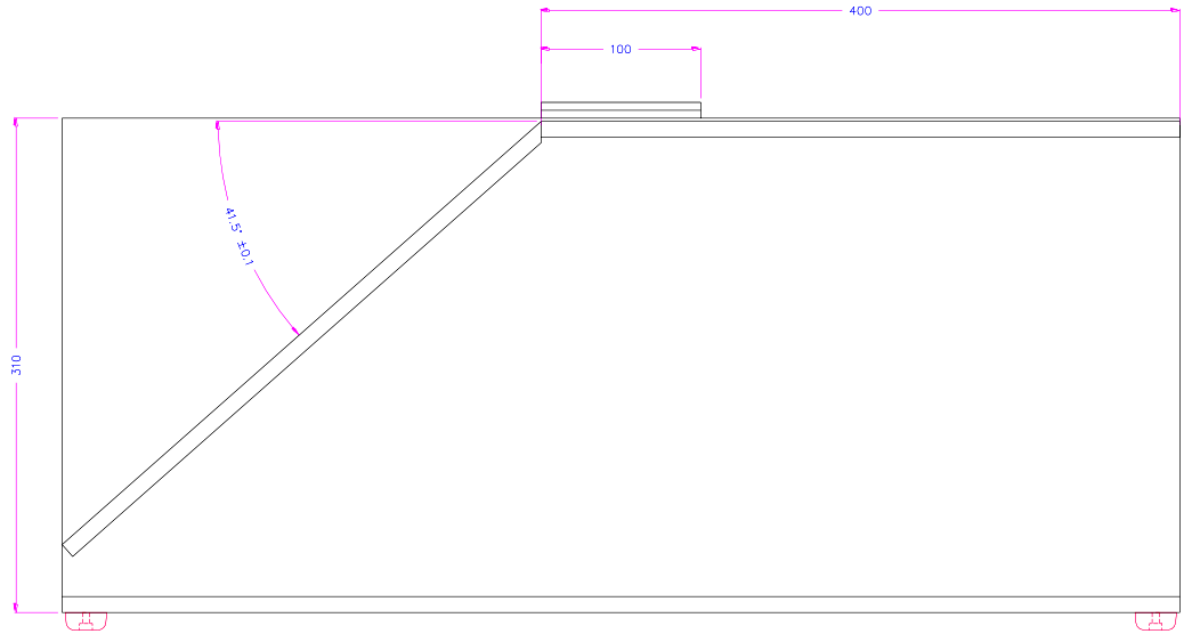

FIG. 2

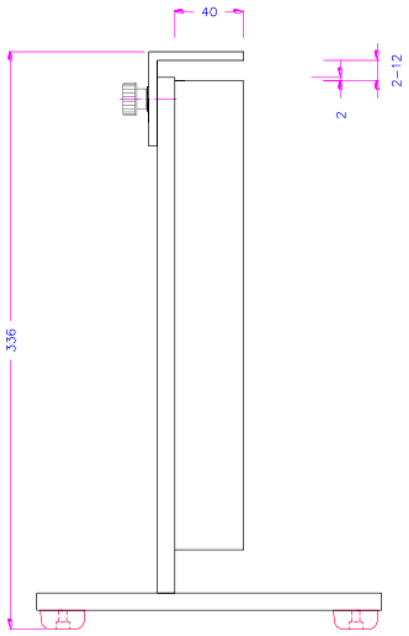

FIG. 3

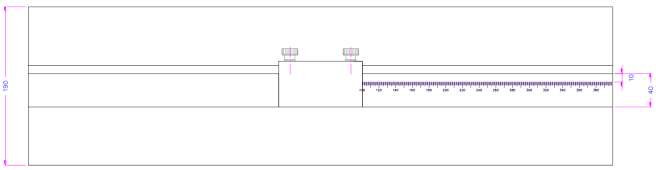

Dimensions in mm. Drawings are representative of the product family and may show optional versions or accessories; dimensions are for reference only and may change without notice. Certified dimensional drawings and 3D models are available on request.